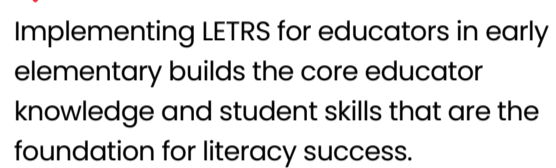
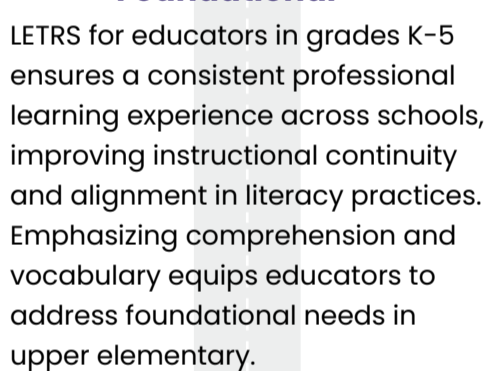
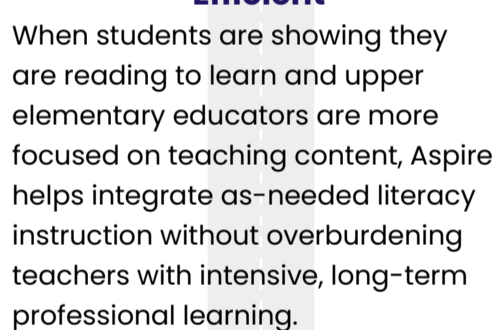


A man and a young boy are looking at a tablet together. The man is pointing at the screen, and the boy is looking at it with interest. They are both smiling. The background is a colorful, abstract pattern.

K
1
2
3

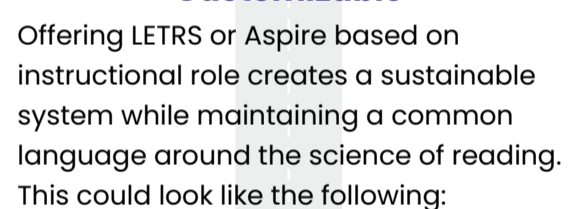
4
—
5

This combination is ideal when student populations need targeted decoding or fluency support in upper elementary, and you want educators to have maximum science of reading knowledge.

$$\frac{4}{5}$$


This combination is ideal when educators have limited professional development time, but you still want a cohesive, district-wide culture around the science of reading.

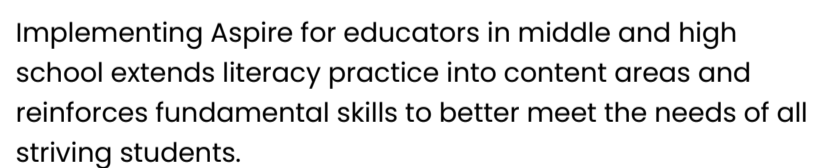
4
—
5



- LETRS for those teaching reading (e.g., ELA, interventionists, SPED)
- Aspire for those teaching with reading (e.g., ELA and content area teachers)

This combination is ideal when you want to provide broad literacy development across disciplines, but still have educators who can support deep foundational literacy instruction for striving students.

6
7
8
9
10
11
12



Based on your adolescent literacy needs, Aspire can be for ELA teachers, interventionists, specialists, and all content area educators.

**Specialists and administrators can also take LETRS to align with elementary literacy efforts and a deeper dive into the knowledge base of Aspire.*

Talk to your Lexia representative to design the LETRS + Aspire pathway that's right for your district.