


Highlights from Lexia’s Annual Reports

During the 2023–2024 school year, Lexia® provided steady support to schools and students across the state.



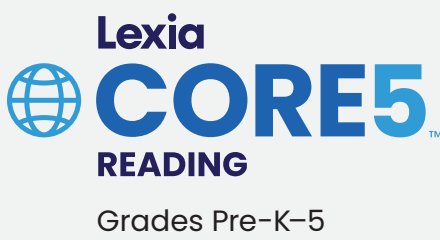
274,400
Students



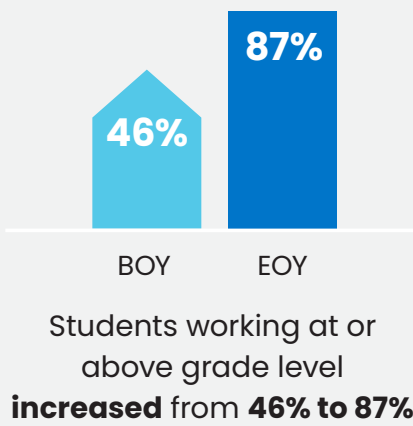
871
Schools

Proven Solutions to Accelerate Literacy and Language Learning

Based on the science of reading and designed to enhance teacher-led instruction, **Lexia® Core5® Reading**, **Lexia® PowerUp Literacy®**, and **Lexia English Language Development™** continue to change student outcomes for the better. The research-proven results speak for themselves.



The number of students working
in or above grade-level material nearly
DOUBLED



56% of students **reached grade-level benchmark** by end of year

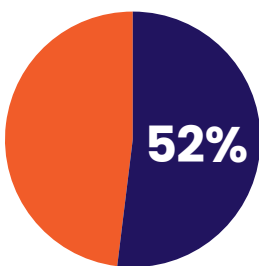


Students working below grade level **decreased** from **54% to 13%**

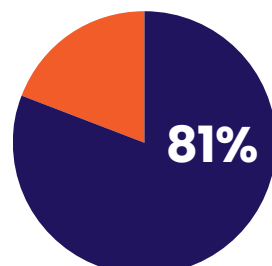


“What’s so great about Lexia PowerUp is the teachers can see where the kids are working. They can see the progress. They can see the lack of progress. They can see where students are struggling. The ability for a teacher to click on a name, and drill into the data, and then address where a student needs help with specific resources, no other program is like it.”

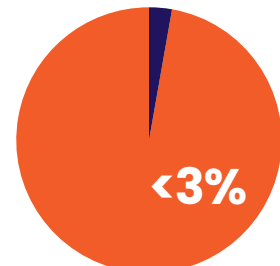
–**Nancy Sindle**, Reading Specialist
Stafford County Public Schools, Virginia



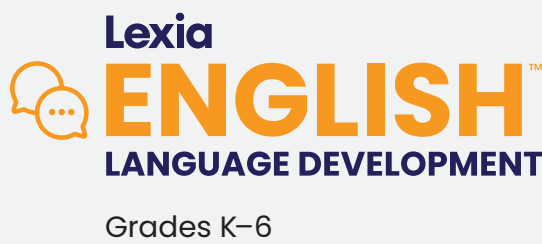
52% of students covered **three grade levels** of skills in one year



81% of students working on **Advanced skills** by end of year



Less than 3% of students were working on **K–2 skills** by end of year



WIDA standards-aligned reporting is available in myLexia® data


Bonus Insights:

Nationwide Lexia English WIDA Standards Report

Lexia supported the diverse learning needs of nearly **80,000** students in more than **4,000** schools using WIDA language proficiency standards.



1 in 3 students **moved up** to the next standards proficiency band



1.7 levels completed by students who used as recommended

