

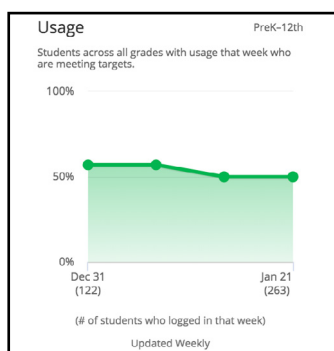
Administrator myLexia® Check-in

Core5® School Overview Dashboard Categories and Key Data Points

School administrators are encouraged to review the myLexia Core5® School Overview dashboard weekly, and choose one of the following data points to share with their staff in collaborative meetings. Sending this information via regular email updates to staff could also demonstrate that administration is monitoring school usage and progress. Reviewing myLexia may assist administrators in better understanding how to reallocate resources throughout the school year.

myLexia has data that can help you. In just a few minutes each week, you can quickly discover answers to the following questions:

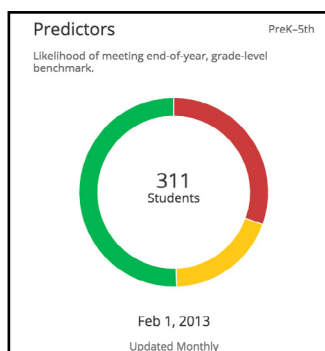
How do I monitor student usage in my building?



- Report on aggregate usage percentages over the last four weeks (all students).
- Include the average minutes per day of the most recent week.
- Highlight the class or grade level that had the highest percentage of students meeting usage over a selected time period.

[Pages 22-23 of Lexia® Core5® Reading Reports Guide](#)

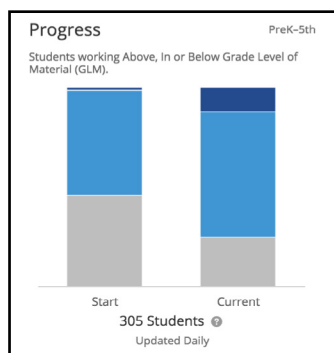
How likely are my students to reach end of year benchmark?



- Report monthly changes for the percentage of students in each risk level category (On Target, Some Risk, High Risk).
- Remind teachers to review performance predictors at the beginning of each month to identify students in the high risk category, as they will be assigned more time online and instructional resources.

[Pages 27-28 of Lexia Core5 Reading Reports Guide](#)

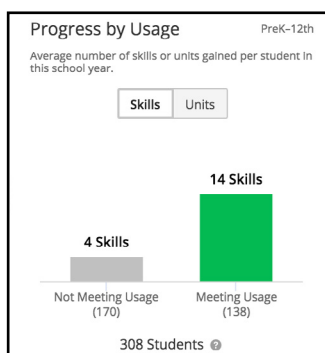
How do I monitor school progress in Core5®?



- School Progress data can be reported by grade level or by class. Track change in students working below, in or above grade level material over time.
- Identify the grade level or class that has achieved the most significant gains.

[Pages 24-26 of Lexia Core5 Reading Reports Guide](#)

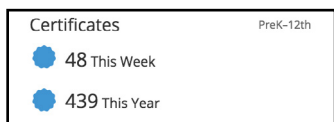
How does student usage impact progress in Core5?



School Progress by Usage can be reported as the average number of skills achieved by students meeting usage targets vs. the average number of skills achieved by students not meeting usage targets.


[Pages 24-26 of Lexia Core5 Reading Reports Guide](#)

Who is ready to celebrate?



Recognize the number of students that received certificates by week/month/year, and the number of students that completed the program.

[Pages 30-31 of Lexia Core5 Reading Reports Guide](#)



- Report on the range of staff usage over the past month (last 30 days).
- Recognize top users individually or by grade level teams (combined total).

[Pages 30-31 of Lexia Core5 Reading Reports Guide](#)