

The advertisement features a blue background with a large white circle in the center. Inside the circle is a light blue map of Texas. A ring of white stars surrounds the map. At the top of the page is a solid orange horizontal band. The text is centered over the Texas map.

Visit LexiaTexas.com
today for comprehensive
evaluation materials!

CALL 800 - 435 - 3942

Find your Texas Representative at
LexiaTexas.com

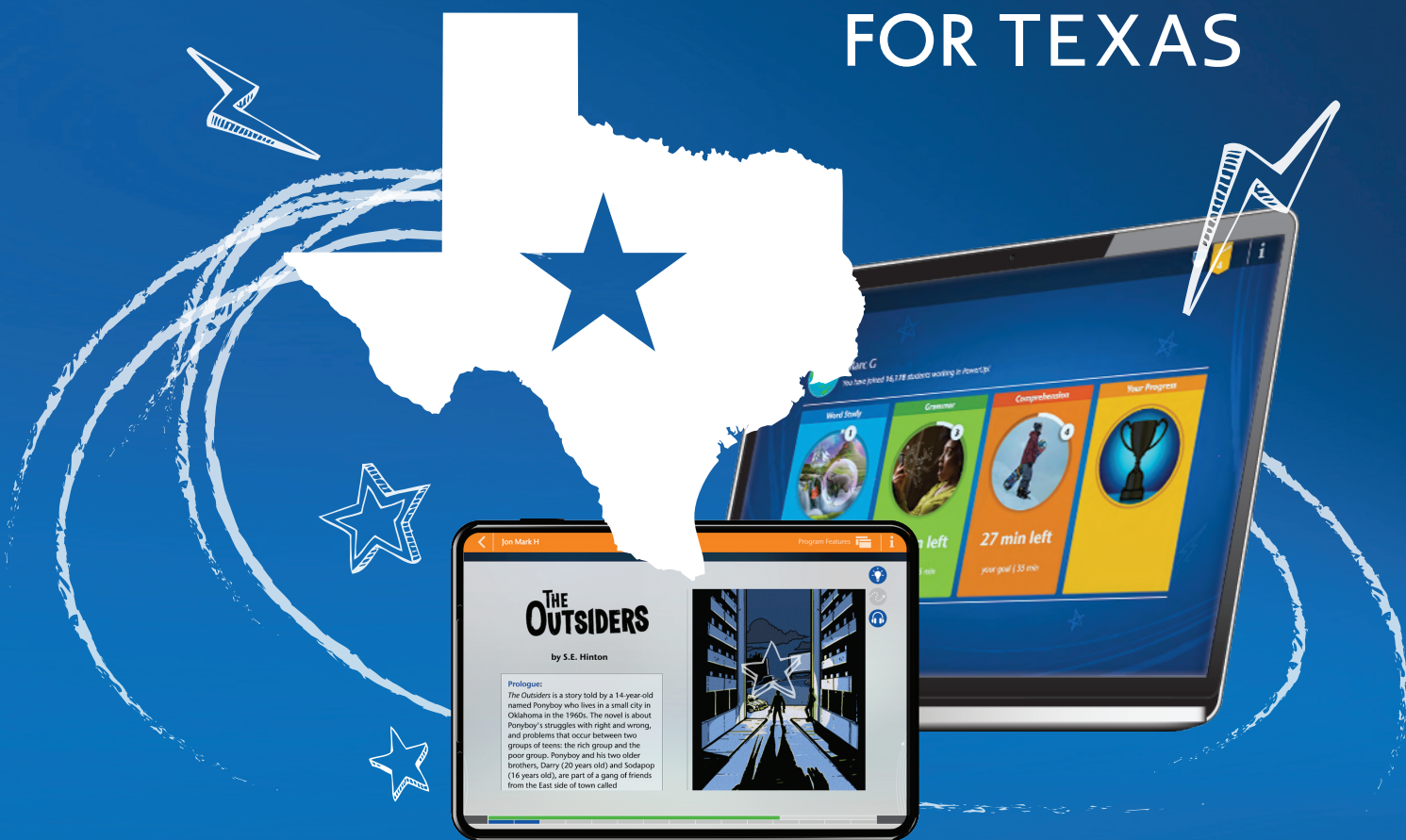
EVALUATOR'S GUIDE

LEXIA

POWER UP

TM

LITERACY FOR TEXAS



Lexia

A Rosetta Stone® Company

Lexia's PK - 8

Program for TEXAS

Visit
LexiaTexas.com
today for comprehensive
evaluation materials!

LEXIA



PK - 5 Literacy Acceleration

LEXIA



6 - 8 Literacy Acceleration



Real-time, Actionable Data
for all Lexia Programs

Implementation
Support



Lexia supports implementation with fidelity through
yearlong training and support, which includes:

- Multiple on-site trainings sessions
- Follow-up webinars
- Data coaching
- District and campus-level implementation planning



EVALUATOR'S GUIDE



TABLE OF CONTENTS

PowerUp Literacy for Texas Overview	1,2
Strand Design	2
Program Organization	3
Program Components	5
Instructional Model	6
Flexible Implementation	7
Support for All Texas Students	8
Adaptive Auto Placement	9
Student Dashboard	9
Student Engagement	10
Dynamic Design	11
Authentic and Original Texts	12
Student Activities	13
Adaptive Instructional Branching	14
Lexia Lessons Overview	15
Lexia Skill Builders Overview	16
Lexia Anchor Charts Overview	17
Supporting English Language Learners	18
Data and Reporting	19
Resources for Educators	20
PowerUp Deep Dive	21

LEXIA

POWERUP

**LITERACY
FOR TEXAS**
Literacy acceleration
for Texas students in
grades six and above...



**EVERY STUDENT:
PERSONALIZED & ADAPTIVE**

Patented technology develops a unique learning pathway for every student with explicit and systematic instruction.



FLEXIBLE FIT

Fits seamlessly into existing classroom routines to support your educational model with blended learning.




CONTINUOUSLY UPDATED

PowerUp is continuously updated to ensure Texas educators are resourced with the most contemporary and effective instructional tools.



EXCEEDING TEXAS' EXPECTATIONS



NEW TEKS® COVERAGE

Aligned to the new Texas Essential Knowledge and Skills by grade level and vertically by TEKS® strand.

ELPS® COVERAGE

Robust ELPS® coverage with direction and instruction in Spanish.

RESEARCH BASED

Sound instructional design based in critical academic research.





DEVELOPED WITH TEXAS

- ⚡ **Texas Authorship**
- ⚡ **National Literacy Experts**
- ⚡ **Feedback and guidance from Texas educators and students**



Critical Coverage For

**TEXAS
LITERACY**

- ⚡ Instruction in all STAAR™-assessed standards and genres.
- ⚡ Comprehensive coverage of instructional standards outlined in the Texas Dyslexia Handbook.
- ⚡ Teach across the curriculum with multi-genre and multi-modal texts.



ORGANIZED BY STRAND

Content is organized into three integrated strands of word study, grammar, and comprehension, with vocabulary organically integrated throughout.

Word Study



- ⚡ Phonemic Awareness
- ⚡ Phonics
- ⚡ Structural Analysis
- ⚡ Decoding
- ⚡ Spelling
- ⚡ Fluency
- ⚡ Morphology



Grammar



- ⚡ Parts of Speech
- ⚡ Sentence Structure
- ⚡ Types of Sentences
- ⚡ Author's Craft
- ⚡ Author's Purpose
- ⚡ Text Structures



Comprehension



- ⚡ Skills, Strategies
- ⚡ Increased Text Complexity
- ⚡ Drawing Conclusions
- ⚡ Making Inferences
- ⚡ Citing Textual Evidence
- ⚡ Authentic, Engaging Texts



PROGRAM ORGANIZATION


Students work online in three different instructional strands that are based on the Simple View of Reading. The three strands improve student proficiency and independence in reading and understanding complex, authentic texts.



PROGRAM COMPONENTS

INDEPENDENT, STUDENT-DRIVEN LEARNING

PowerUp's™ online student program provides a prescribed number of minutes for each strand. Students should strive to achieve their usage goals in order to meet their end-of-year targets.



RESOURCES FOR FACE-TO-FACE INSTRUCTION

A robust library of prescribed and on-demand lessons and supplements close achievement gaps and enrich instruction for all students.

Key components include:

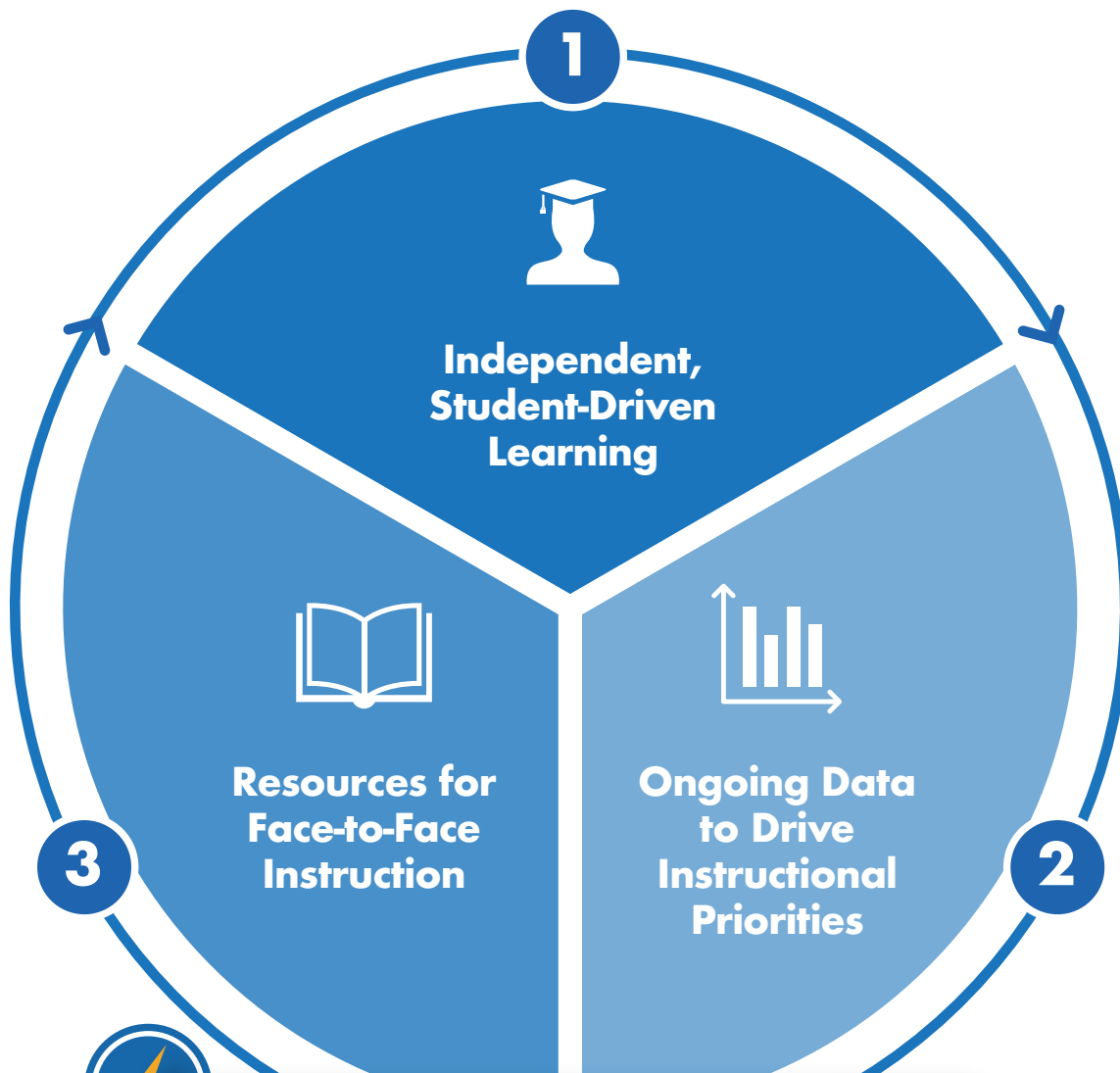
- ⚡ **Lexia Lessons®:** prescribed, comprehensive lessons designed to help students close skill gaps.
- ⚡ **Lexia Skill Builders®:** print-based activities and exercises prescribed for students upon demonstrated skill success online.
- ⚡ **Anchor Charts:** embedded in lessons and available on demand to enrich instruction

ONGOING DATA TO DRIVE INSTRUCTIONAL PRIORITIES

- ⚡ The myLexia® data platform populates with real-time, actionable data that can be used to drive instructional priorities at the district, classroom, or campus level.
- ⚡ Lexia's® patented technology, Assessment Without Testing™, gathers assessment-quality data with every click of a mouse, without stopping instruction for a testing event.



INSTRUCTIONAL MODEL



PowerUp's™ materials organically interact to make instruction within and beyond the program cohesive and simple to implement.



IMPLEMENT YOUR WAY

Lexia's® programs are intentionally designed to fit flexibly into your classroom routines, so educators do not have to change their instructional practices.



CLASSROOM WORKSHOP MODEL

- ⚡ Use a student's Prescription of Intensity to prioritize which students should spend time on the computer.
- ⚡ Use small group time to teach Lexia Lessons® to struggling students.
- ⚡ Allow independent practice and peer work using Lexia Skill Builders® to further develop automaticity and expand expressive skills.
- ⚡ Set up collaborative group activities to reinforce skills using Lexia Connections®.



TIER II & TIER III INTERVENTION

- ⚡ Students can continue to gain online time using the student program.
- ⚡ Educators can deliver the Lexia Lesson(s)® specific to a student's or small group's needs.
- ⚡ Students can be assigned to multiple classes so that all teachers working with a student can view data and identify appropriate Lexia Lessons® and Skill Builders®.



COMPUTER LAB SETTING

- ⚡ A computer lab is an excellent setting to allow a whole class or mixed group of students to work on skills appropriate to his or her needs.
- ⚡ Struggling students can also be pulled for a Lexia Lesson®, either right in the lab or back in the classroom with a teacher or support personnel.



BEFORE & AFTER SCHOOL

- ⚡ For students who need additional time based on their Prescription of Intensity, before-and after-school programs provide another opportunity to spend time on the computer. This additional time can also be used for targeted instruction using Lexia Lessons®, or for practice with Lexia Skill Builders®. Student data is always tracked on myLexia.com regardless of when or where the work is completed.



AT HOME USE

- ⚡ Students can access PowerUp™ online at home. Parent letters (available in multiple languages) facilitate school-to-home communication and easy access outside of school.
- ⚡ To solidify skills already completed online, Lexia Skill Builders® can be used as homework for all students.



SUMMER SCHOOL

- ⚡ Students and educators can use PowerUp™ during summer school to accelerate literacy gains, while preserving core instructional materials for the standard school year.

SAVE VALUABLE INSTRUCTIONAL TIME

Lexia's® patented, adaptive online program saves teachers time by providing personalized instruction without the need for time-consuming, manual differentiation.





SUPPORT OF ALL TEXAS STUDENTS

COMPREHENSIVE OF NEEDS

INTENSIVE AND TARGETED INTERVENTION

- ⚡ Adaptive Online Student Program Rapid Response with Lexia Lessons®
- ⚡ Daily Progress monitoring in myLexia®
- ⚡ Transfer of Knowledge with Skill Builders®

INTENSIVE INTERVENTION

Tier **3**

TARGETED INTERVENTION

Tier **2**

ENHANCE CORE INSTRUCTION

Tier **1**

Enhance Tier 1 instruction with:

- ⚡ Anchor Charts ⚡ Skill Builders
- ⚡ Educator Mode Modeling Success
- ⚡ Strand Videos ⚡ Skills Videos
- ⚡ Book Trailers ⚡ Real-time data from myLexia®



ADAPTIVE AUTO PLACEMENT

- ⚡ When logging in for the first time, students begin a series of placement activities. This auto-placement uses Lexia's RAPID™ Assessment for Comprehension, along with separate activities for Word Study and Grammar.
- ⚡ Students are then placed into a zone in each strand, which allows for over 120 unique combinations of personalization.



STUDENT DASHBOARD

PROMOTE AUTONOMY

The student program interface promotes time management skills and encourages students to take ownership of their own learning.

MANAGE WEEKLY GOALS

The student dashboard helps students manage their weekly usage goals and track their progress.

MONITOR PROGRESS

Through the Your Progress Page, students monitor the skills they are currently working on, and their overall progress in each of the three instructional strands.



STUDENT ENGAGEMENT

PowerUp™ is filled with engaging student features developed with feedback from Texas students.

Establish background knowledge with book trailers that pique students' interest in the upcoming text.

BOOK TRAILERS

WONDER

3:00

⚡ TIMED ACTIVITIES

Students compete against themselves as they complete timed automaticity activities.

⚡ MOTIVATIONAL STREAKS

Students are rewarded for answering questions correctly. Once a student answers five questions in a row correctly, they earn a streak.

⚡ STREAK SHIELDS

Students earn the ability to save their streak with a streak shield once they complete

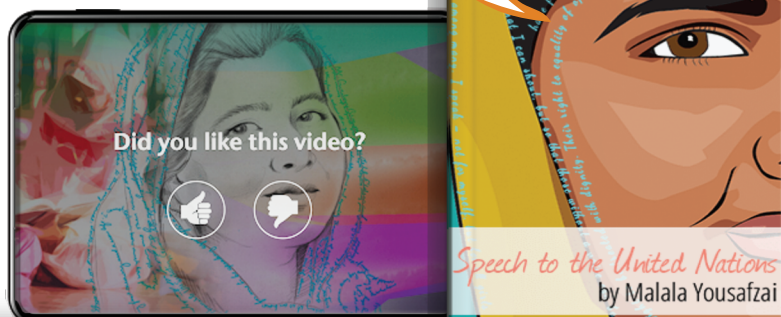
DYNAMIC DESIGN

ENGAGING ARTWORK

Dynamic
visuals, images,
and graphics contribute
towards an engaging, and
age appropriate student
interface.

OPINION POLLS

Students have numerous opportunities to express their opinion about program content, and see how other students around the nation have responded, as well.













INSTRUCTIONAL VIDEOS

Instructional videos introduce topics, reinforce learning, and enhance whole group instruction.



AUTHENTIC & ORIGINAL TEXTS

PowerUp™ features Lexile® leveled, authentic and original texts, as well as multi-genre and multimodal texts. All STAAR®-assessed genres are covered, as well as media literacy.

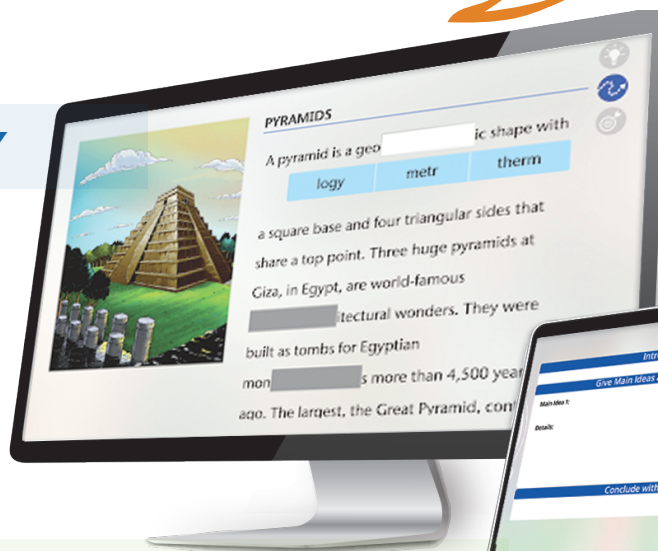


ONLINE STUDENT ACTIVITIES

Online activities drive student growth from foundational skills through complex text comprehension.



WORD STUDY



GRAMMAR



COMPREHENSION



ADAPTIVE INSTRUCTIONAL BRANCHING


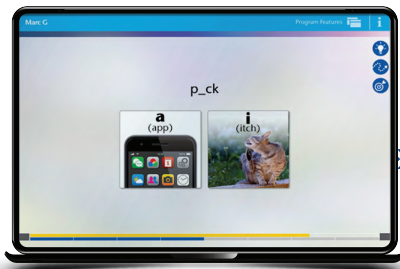


STANDARD STEP

⚡ The Standard Step is the independent task. The student must demonstrate at least 90% accuracy in Word Study and Grammar, and 75% accuracy in Comprehension.

When a student struggles with a particular skill, the program provides support and instruction on that skill or task.

Students who demonstrate mastery can quickly move through units and onto more advanced skills. This 2-step instructional branching ensures individualized learning and instruction for ever




⚡ Skill Builders™ are prescribed automatically in myLexia® for offline mastery.



EXPLICIT INSTRUCTION STEP

⚡ This instructional step is reached if errors are made in the Guided Practice step. Explicit, embedded instruction and practice occur, and if successful, the student returns to the Guided Practice Step.



⚡ Lexia Lessons® are prescribed when students continue to struggle at the Explicit Instruction step, and are delivered by an educator, offline.

LEXIA LESSONS OVERVIEW

**NEW
FOR TEXAS
IN 2019**

**TEKS® Alignments
at point-of-use
on Lexia
Lessons®!**

Lexia Lessons® are print-based lessons that are prescribed automatically in myLexia® when a student struggles in the Explicit Instruction step online.

The Prepare portion of Lexia Lessons provide everything a teacher needs to know in order to set up the lesson.

Lexia Lessons® are organized into a gradual release model to ensure students are independently successful.

Lexia Lessons® are entirely pre-scripted for use by educators, if desired.

Adaptations are offered to allow educators to differentiate instruction in the moment for students who may need more support or those ready to move on in the lesson.

The Connect portion of the lessons provide prompts and opportunities for educators to teach across the curriculum.

POWERUP Lexia Lessons®

Subject-Verb Agreement

PREPARE

CONCEPT In a sentence, the subject and verb must agree, or match, in number. A singular subject takes a singular verb, and a plural subject takes a plural verb. Collective nouns, which are people or things that act together, take a singular verb. Also, a compound subject (two subjects joined by a coordinating conjunction) that is joined by and takes a plural verb, whereas a compound subject that is joined by or or nor takes a verb that agrees with the subject closest to it. Indefinite pronouns (which refer to a non-specific person or group) that end in one, thing, and body take a singular verb, while indefinite pronouns such as many, all, and most take a plural verb. When the subject and verb do not agree, the sentence is ungrammatical. Knowledge of subject-verb agreement helps students write clearly and interpret text accurately.

VOCABULARY collective noun, compound subject, indefinite pronoun, plural subject/verb, singular subject/verb, subject, verb

MATERIALS Lesson reproducibles, index cards

INSTRUCT

Display sentence 1 from the Sample Sentences included with this lesson. Read the sentence aloud to students, and ask them to them as necessary. Underline the s match in number? What would be?

Then, explain to students that the s agreement. A singular subject must take a plural verb (such as us. Next, display sentences 2 to 4. For verb and determine if the sentence the subject and predicate of a sent one word that tells what the subjec one word (noun or pronoun) that it should match in number.

If the sentence is not grammatical, subject-verb agreement.

Finally, have students synthesize th State the information: In a sentence singular subject takes a singular vi

ADAPT

SUPPORT

- Say a list of subjects, one at a time. For each subject, students should identify if it is singular or plural. Then, have them work together to generate a verb that matches the subject in number and write a sentence using that subject and verb.
- Say a list of verbs, one at a time. For each verb, students should identify if it is singular or plural. Then, have them work together to generate a subject that matches the verb in number, and write a sentence using that subject and verb.
- Provide students with a list of subjects in one column and a list of verbs in another. The subjects and verbs should vary by number. Students can connect subjects and verbs that go together and work with a partner to use the pairs in sentences.

EXTEND

- Explain to students that collective nouns (people or things that act together) take singular verbs. Then, provide students with sentences that contain collective nouns and are missing the verb, such as those in the Collective Nouns Sentences. Have students complete the sentences with the correct form of the verb.
- Explain to students that compound subjects (two subjects joined by a coordinating conjunction) that are joined by and take a plural verb, while compound subjects that are joined by or or nor take a verb that agrees with the subject closest to it. Then, provide students with sentences that contain compound subjects and are missing the verb, such as those in the Compound Subjects Sentences. Have students complete the sentences with the correct form of the verb.
- Explain to students that some indefinite pronouns (which refer to a non-specific person or group) take a singular verb (e.g., those ending in one, thing, and body). Others (e.g., many, all, most) take a plural verb. Provide students with sentences that contain indefinite pronouns and are missing the verb, such as those in the Indefinite Pronoun Sentences. Have students complete the sentences with the correct form of the verb.

CONNECT

- Give students a content-based subject (e.g., red blood cells) and a related verb (e.g., transports). Students should create a grammatically correct, factual sentence that uses the subject and the correct form of the verb provided (e.g., Red blood cells transport oxygen around the body).

Lesson page 2

Additional examples of Lexia Lessons® are available in your PowerUp™ Instructional Materials Sampler. You may also review the entire library of lessons by arranging for a program evaluation with your Texas Representative at Lexia®.

LEXIA SKILL BUILDERS OVERVIEW

Lexia Skill Builders® are practice materials automatically prescribed in myLexia® when a student has demonstrated success in the online program, and can be used independently or with a partner. Skill Builders® provide opportunities for reading, speaking, and writing, as well as independent and peer practice.



FLEXIBLE USE

- ⚡ Class Assignments
- ⚡ Exit Tickets
- ⚡ Homework

**NEW
FOR TEXAS
IN 2019**

**TEKS® Alignments
at point-of-use
on Lexia Skill
Builders®!**



Lexia Skill Builders® are always accompanied with a Teacher's Answer Key.



Additional examples of Lexia Lessons® are available in your PowerUp™ Instructional Materials Sampler. You may also review the entire library of lessons by arranging for a program evaluation with your Texas Representative at Lexia®.

LEXIA ANCHOR CHARTS OVERVIEW

Anchor charts are embedded in associated Lexia Lessons®, and also available on demand to enhance instruction.

LEXIA
POWERUP
LITERACY

Compound-Complex Sentences

A **compound-complex sentence** combines two or more independent clauses and one or more dependent clauses.

Both coordinating and subordinating conjunctions are used.

BOYFANS
but, or, yet, for, and, nor, so

after, although, as, as soon as,
even if, even though, if, where

[(After) the play ended,] the actor took a bow, (and) he left the stage.

subordinating conjunction + dependent clause + independent clause + coordinating conjunction + independent clause

I'll bring the dog inside (if) he barks, (and) you feed him.

independent clause + subordinating conjunction + dependent clause + coordinating conjunction + independent clause

When you write sentences, remember your SNEEQS!

- S – The beginning of a **sentence** always needs a capital letter.
- N – The proper **names** of people, places, and things always need a capital letter.
- E – At the **end** of a sentence, there is usually a period.
- E – When the sentence contains **emotion** or **excitement**, use an exclamation point at the end.
- Q – When the sentence asks a **question**, use a question mark at the end.
- S – Use a comma between a **series** of words and to **separate** clauses.

This material is a component of Lexia PowerUp Literacy™. www.lexialearning.com © 2018 Lexia Learning, a Rosetta Stone company. Last updated 07/2017. Reprinted for classroom use only. All other rights reserved. Not for resale.

Additional examples of Lexia Anchor Charts® are available in your PowerUp™ Instructional Materials Sampler. You may also review the entire library of lessons by arranging for a program evaluation with your Texas Representative at Lexia®.

SUPPORTING ENGLISH LANGUAGE LEARNERS

Robust ELPS coverage provides students opportunities to read, write, speak and listen.

For English Language Learners and students with low language proficiency, PowerUp™ provides increased support for students' oral language development and reading comprehension, including features and resources that support basic and academic vocabulary development.



KEY IDEA



DIRECTIONS



TARGET



LISTEN



ESPAÑOL

Students can choose to hear:

**Key Idea,
Directions,
Target
repeated to them.**

Listen mode allows students to have Text read to them for added support.

Direction and instruction is provided in Spanish for English Language Learners.



An embedded picture glossary provides pronunciation, definitions, and grammatical information for key words.



REAL-TIME ACTIONABLE DATA WITH

The management system, myLexia.com®, provides reports and resources for accelerating learning. Actionable, real-time data and reporting empowers educators to make data-informed decisions at the district, campus, and classroom level.

myLexia®

ASSESSMENT WITHOUT TESTING™



PowerUp™ provides detailed progress monitoring, and diagnostic assessments tied directly to action plans and relevant instructional resources. The proprietary Assessment Without Testing™ technology gathers criterion-referenced performance data without stopping the flow of instruction to administer a test. Based on Assessment Without Testing™ measures, teachers and administrators receive real-time reports on individual student progress toward mastery

of Reading Standards with data-driven Action plans, unique to each student, simplifying the process of differentiating instruction.


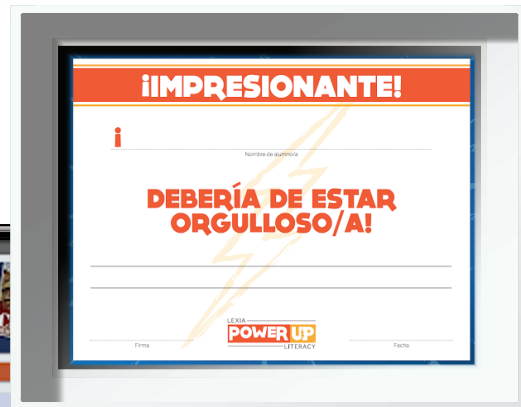
COMING
FOR
2019

TEKS® Aligned
Data &
Reporting



RESOURCES FOR EDUCATORS

PowerUp™'s Educator Resource Hub contains a robust and always-growing library of resources for Texas Teachers.



This new resource has been specifically designed for Texas writing expectations, and promotes authentic practice through composition of numerous text types including:

**NEW FOR
2019**

**TEXAS
WRITING
PROMPT
PACK**

- ⚡ **Narrative**
- ⚡ **Expository**
- ⚡ **Persuasive**
- ⚡ **Descriptive**
- ⚡ **Compare and Contrast**
- ⚡ **How-To**

AND MORE



PowerUp™ DEEP DIVE



Take a deep-dive
into PowerUp®
for Texas

**CONTACT YOUR TEXAS
REPRESENTATIVE TODAY
FOR FULL EVALUATION
MATERIALS INCLUDING:**

TEKS® Alignments

Vertical TEKS® Alignments

**Program Access for
Evaluation**

**TEKS®-Aligned Guided
Tours by Grade Level
Samples**

**In-Person Overview and
Presentation**





Visit LexiaTexas.com
today for comprehensive
evaluation materials!

CALL 800 - 435 - 3942

Find your Texas Representative at
LexiaTexas.com

