



Lexia's PK - 8 Program for Texas



PK - 5 Literacy Acceleration



6 - 8 Literacy Acceleration



**Real-time, Actionable Data
for all Lexia Programs**

Implementation Support:

Lexia supports implementation with fidelity through yearlong training and support, which includes:

- Multiple on-site training sessions
- Follow-up webinars
- Data coaching
- District and campus-level implementation planning



Table of Contents

Core5® for Texas Overview.....	1
Strand Organization.....	3
Scope & Sequence.....	4
Program Components.....	5
Instructional Model.....	6
Flexible Implementation.....	7
Support for All Texas Students.....	8
Adaptive Auto Placement & Student Dashboard.....	9
Interactive Animations.....	10
Student Activities.....	11
Adaptive Instructional Branching.....	13
Lexia Lessons® Overview.....	14
Lexia Skill Builders® Overview.....	15
Lexia Connections® Overview.....	16
Lexile®-Leveled Close Reads Overview.....	17
Instructional Resources by Strand.....	19
Connecting Reading & Writing.....	18
Core5® Deep Dive.....	25



Core5[®] for Texas



A Pre-K through
Fifth Grade literacy
program for Texas...



**EVERY STUDENT:
PERSONALIZED & ADAPTIVE**

Patented technology develops
a unique learning pathway
for every student with explicit
and systematic instruction.



FLEXIBLE FIT

Fits seamlessly into existing
classroom routines to support
your educational model with
blended learning.

**Exceeding Texas'
Expectations**

NEW TEKS[®] COVERAGE



Aligned to the new Texas Essential
Knowledge and Skills by grade level
and vertically by TEKS[®] strand.

ELPS[®] COVERAGE



ELPS-aligned with robust
coverage and Spanish support
materials and features.

RESEARCH PROVEN



Multiple studies published in
peer reviewed journals continue
to prove the efficacy of Core5.



CONTINUOUSLY UPDATED

Core5 is continuously updated
to ensure Texas educators are
resourced with the most
contemporary and effective
instructional tools.



PROVEN FOR TEXAS

Critical Coverage for Texas Literacy



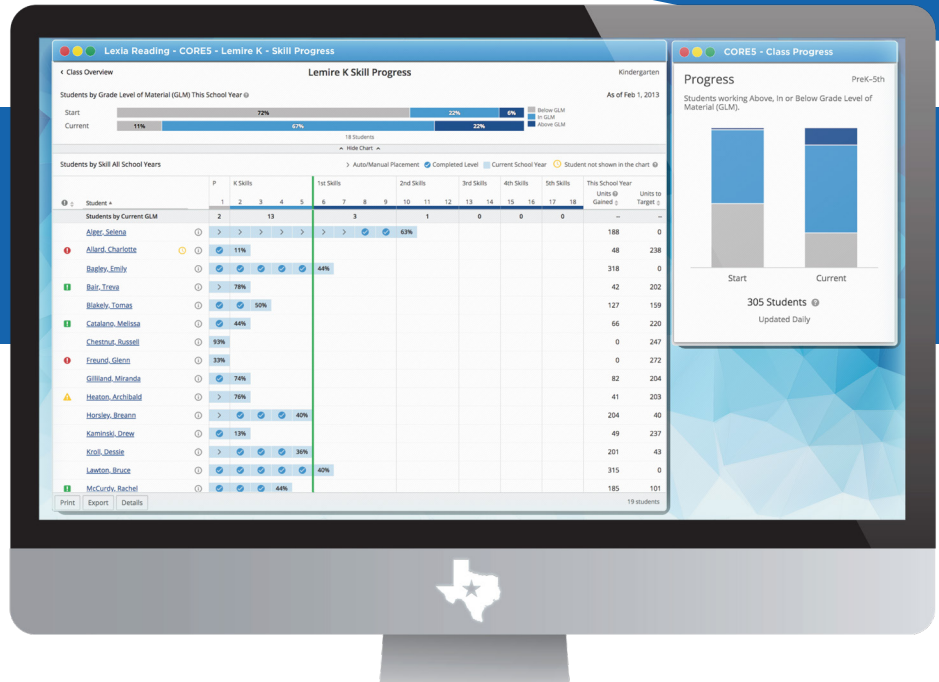
Instruction in all STAAR™-assessed reading standards and genres.



Teach across the curriculum with multi-genre and multi-modal texts.



Comprehensive coverage of instructional standards outlined in the Texas Dyslexia Handbook.



Research shows that an overwhelming majority of students who were successful on Core5 met or mastered grade level expectations on the STAAR™ Exam.



Organized by Strand

Designed
to build oral
language and
academic
vocabulary!

Content is organized into six strands of instruction, with vocabulary and comprehension present at every grade level.

Educators can use these icons to quickly recognize where students are working and find related instructional resources.

PHONOLOGICAL
AWARENESS




PHONICS



STRUCTURAL
ANALYSIS



AUTOMATICITY
& FLUENCY



VOCABULARY



COMPREHENSION



New for Texas in 2019: Extensive Grammar!

Lexia® is proud to announce extensive grammar coverage for 2019, which furthers the reading and writing connection, and promotes success on STAAR revising and editing expectations.

Explore the world through literacy with Core5.

Core5's scope and sequence is designed for students to explore world cultures throughout their learning. Refer to the student dashboard to see precisely how each map pinpoint corresponds to a world destination in the scope and sequence.



SCOPE & SEQUENCE

Vertically aligned
to support Texas
educators.

AREA OF READING INSTRUCTION & SKILLS

		Phonological Awareness	Phonics	Structural Analysis	Automaticity & Fluency	Vocabulary	Comprehension
Pre-K Kindergarten	LEVEL 1 <i>A Picnic in the Woods</i>	★	★		★	★	★
	LEVEL 2 <i>A Day at the Beach</i>	★	★		★	★	★
	LEVEL 3 <i>A Snow Day in the City</i>	★	★		★	★	★
	LEVEL 4 <i>The Amazon Rainforest</i>	★	★		★	★	★
	LEVEL 5 <i>The Scottish Cliffs</i>		★		★		★
Grade 1	LEVEL 6 <i>A Day in Paris</i>		★		★	★	★
	LEVEL 7 <i>The African Serengeti</i>		★		★		★
	LEVEL 8 <i>The South Pole</i>		★		★	★	★
	LEVEL 9 <i>The Egyptian Desert</i>		★		★	★	★
Grade 2	LEVEL 10 <i>An English Garden</i>		★	★	★		★
	LEVEL 11 <i>The Swiss Alps</i>		★		★	★	★
	LEVEL 12 <i>A Russian Circus</i>		★	★	★	★	★
Grade 3	LEVEL 13 <i>The Indian Rainforest</i>			★	★	★	★
	LEVEL 14 <i>A Japanese Garden</i>			★	★	★	★
Grade 4	LEVEL 15 <i>The Great Barrier Reef</i>			★	★	★	★
	LEVEL 16 <i>A Hawaiian Paradise</i>			★	★	★	★
Grade 5	LEVEL 17 <i>A Southwest Fiesta</i>			★	★	★	★
	LEVEL 18 <i>The Ancient Greek Countryside</i>			★	★	★	★

Coming Soon for Texas in 2019:
Additional levels, content, and activities
for grades 3, 4, and 5!



Program Components

Independent, Student-Driven Learning



Core5's online student program provides a prescribed number of minutes each student should strive to achieve each week in order to meet their end-of-year goal.



Resources for Face-to-Face Instruction



A robust library of prescribed and on-demand lessons and supplements close achievement gaps and enrich instruction for all students. Key components include:

LEXIA CONNECTIONS®

Engaging strategies and routines for structuring individual, small-group, or whole-class activities.

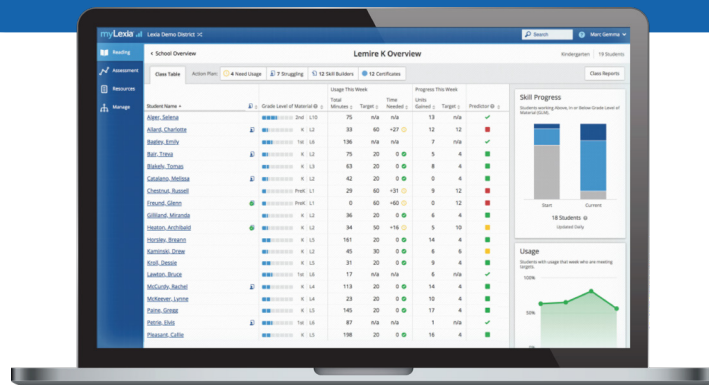
LEXIA LESSONS®

Prescribed, comprehensive lessons designed to help students close skill gaps.

LEXIA SKILL BUILDERS®


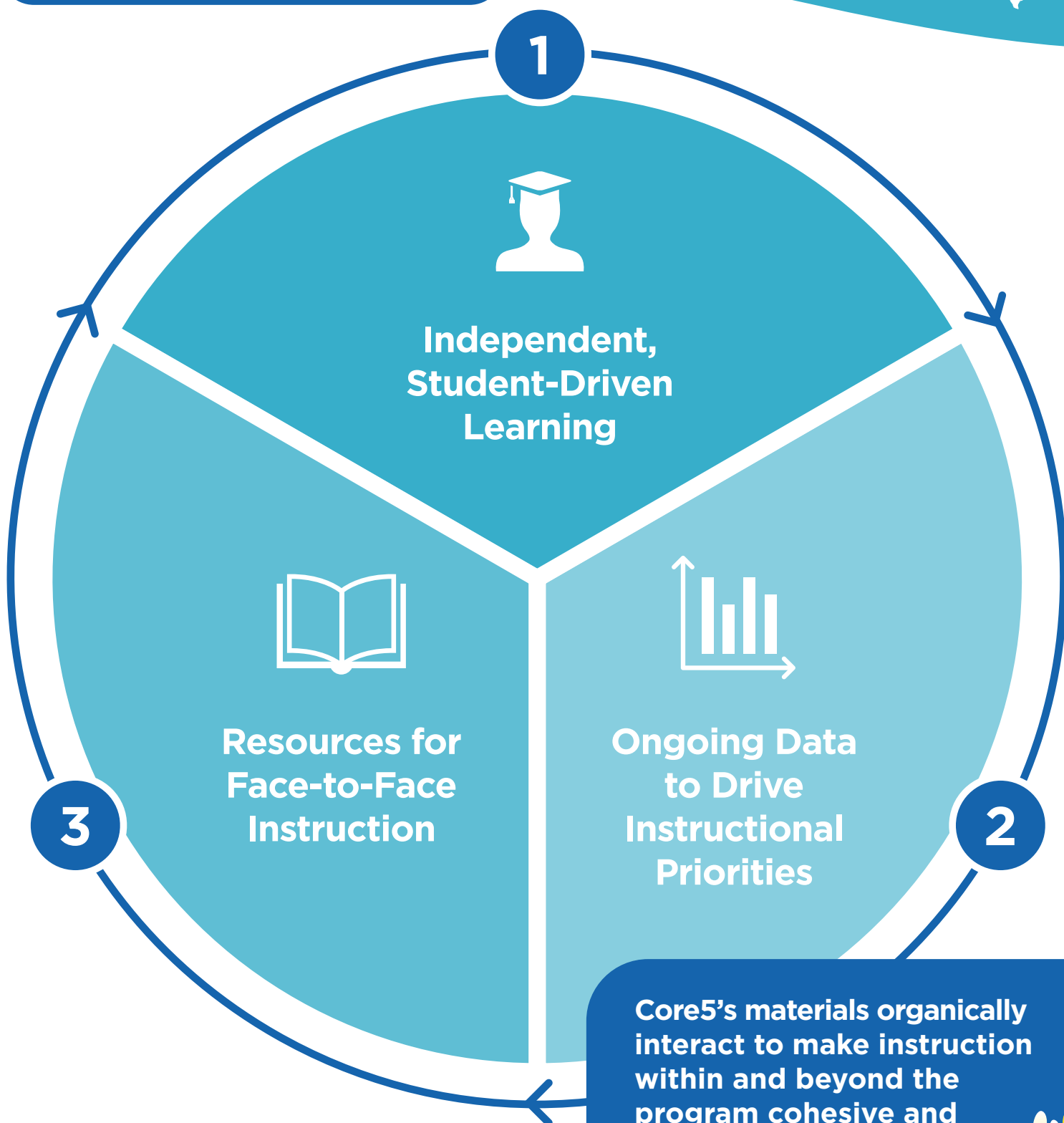
Print-based activities and exercises prescribed for students upon demonstrated skill success online.

Ongoing Data to Drive Instructional Priorities



The myLexia® data platform populates with real-time, actionable data that can be used to drive instructional priorities at the district, classroom, or campus level.

Lexia's patented technology, Assessment Without Testing®, gathers assessment-quality data with every click of a mouse, without stopping instruction for a testing event.



Implement Your Way

Lexia's programs are intentionally designed to fit flexibly into your classroom routines, so educators do not have to change their instructional practices.

Classroom Workshop Model



- Use a student's Prescription of Intensity to prioritize which students should spend time on the computer.
- Use small group time to teach Lexia Lessons® to struggling students.
- Allow independent practice and peer work using Lexia Skill Builders® to further develop automaticity and expand expressive skills.
- Set up collaborative group activities to reinforce skills using Lexia Connections®.



Tier II & Tier III Intervention

- Students can continue to gain online time using the student program.
- Educators can deliver the Lexia Lesson(s) specific to a student's or small group's needs.
- Students can be assigned to multiple classes so that all teachers working with a student can view data and identify appropriate Lexia Lessons and Skill Builders.

Computer Lab Setting



- A computer lab is an excellent setting to allow a whole class or mixed group of students to work on skills appropriate to his or her needs.
- Struggling students can also be pulled for a Lexia Lesson, either right in the lab or back in the classroom with a teacher or support personnel.



Before & After School

- For students who need additional time based on their Prescription of Intensity, before- and after-school programs provide another opportunity to spend time on the computer.
- This additional time can also be used for targeted instruction using Lexia Lessons, or for practice with Lexia Skill Builders. Student data is always tracked on myLexia.com regardless of when or where the work is completed.

At Home Use



- Students can access Core5 online at home. Parent letters (available in multiple languages) facilitate school-to-home communication and easy access outside of school.
- To solidify skills already completed online, Lexia Skill Builders can be used as homework for all students.



Summer School

- Students and educators can use Core5 during summer school to accelerate literacy gains, while preserving core instructional materials for the standard school year.

Save Valuable Instructional Time

Lexia's patented, adaptive online program saves teachers time by providing personalized instruction without the need for time-consuming, manual differentiation.



Comprehensive of Needs

Tier 3
**Intensive
Intervention**

Adaptive online
student program

Rapid response with
Lexia Lessons

Daily progress monitoring
in myLexia

Tier 2
**Targeted
Intervention**

Transfer of knowledge
with Skill Builders

Lexile®-leveled Close
Reads library

Enhance Core Instruction

Tier 1
**Enrich
Instruction**

- Lexia Connections
- Lexia Lessons
- Supplemental
Comprehension Lessons
- Lexile-leveled Close
Reads library

Tier 1

- Skill Builders
- Educator Mode for
Modeling Success
- Resource Library
- Real-time data
from myLexia

Adaptive Auto Placement

- ★ A one-time, adaptive placement test determines each student's appropriate starting level in Core5®.
- ★ Questions assess word recognition and listening/reading comprehension across levels.
- ★ Based on performance on both types of questions, the student will be placed into the correct level of reading instruction.



Student Dashboard

- ★ Allows students to track progress towards personalized goals.
- ★ Promotes awareness and ownership of performance and progress.

At the start of each session, the student will see:

- ★ This week's usage goal
- ★ This week's progress towards the goal
- ★ Minutes needed to meet the goal
- ★ This week's number of units completed

The student will also see their progress made during a single session upon logging out.

The pinpoints on the student's dashboard map represent not only the world cultures and destinations to be explored, but also correspond to the overall instructional scope and sequence.



INTERACTIVE ANIMATIONS



Interactive animations establish learning context for students, and are filled with clickable hotspots students can activate to learn more about each worldwide destination.

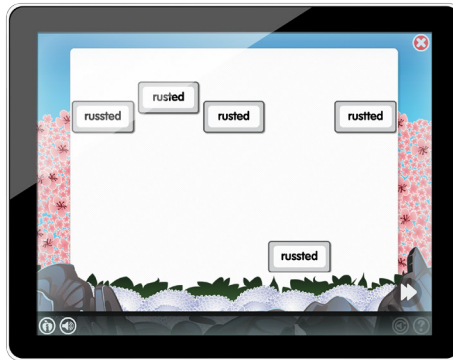
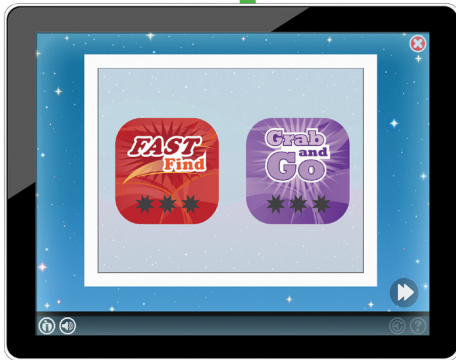


Student Choice


Activity Selection Screens provide students with agency and choice by allowing them to select which activity they want to work on during a session, as well as monitor their overall progress within a level.



Automaticity Warm-Ups




Students begin each session with a choice of automaticity warm-ups that reinforce previously mastered skills. Animated timers promote student pacing, speed, and accuracy, while a star-based scoring system allows students to monitor their own progress. Upon conclusion, students earn an achievement badge that also indicates when they have beat their best score.

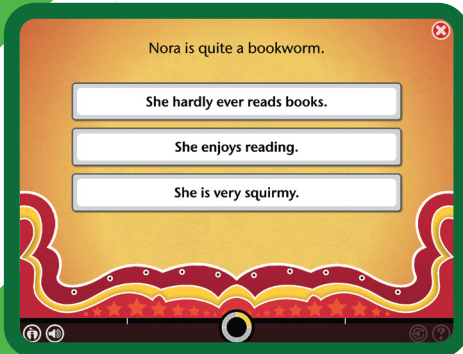


Online activities drive student growth from foundational skills through complex text comprehension.

Blending & Segmenting



Similes & Metaphors



Idioms



Passage Comprehension



Helpful Activity Features



Information Apple:

When the apple is white, the student is actively working through the program. If the apple turns red, the student is struggling. Educators can click the apple to gain immediate information on student progress.

Unit Meter:


The unit meter at the bottom center of the activity screen indicates the completion of units in the current activity.

Students can also look back at the text when answering questions, repeat prompts and directions, and receive direction and instruction in their native language.

Adaptive Instructional Branching

Standard Step

The standard step is the first step in a student activity. If completed accurately, the student progresses through the activity



Guided Practice Step

Guided practice begins when students make errors at the standard steps. Scaffolded practice is integrated based on the errors the student made at the standard step. If the student is successful, he or she returns to the standard step.



Explicit Instruction Step

This instructional step is reached if errors are made in the Guided Practice step. Explicit, embedded instruction and practice occur, and if successful, the student returns to the Guided Practice Step.



Core5's adaptive instructional branching contains three steps to scaffold student success online. The branching model integrates with Lexia's print-based materials, specifically Lexia Lessons and Skill Builders.

Skill Builders are prescribed automatically in myLexia for offline mastery.

Lexia Lessons are prescribed when students continue to struggle at the Explicit Instruction step, and are delivered by an educator, offline.

Read the passage and answer the questions below.

Phaethon: A Greek Myth

Phaethon was just a boy when he ventured into the land of the sun. The sun's home could not be visited by mortals, but Phaethon was only half mortal because his mother was mortal but his father was a god, the Sun himself. Phaethon had never met his father before. Phaethon entered the Sun's brilliant palace, shielding his eyes from the blazing light. As he approached the Sun's quaking throne, the Sun asked, "What brings you here?" "My mother tells me that you are my father, but my schoolmates tease me for saying that I am your son. I am here to find the truth," said Phaethon. The Sun smiled kindly and replied, "Yes, Phaethon, I am indeed your father and now that you are here, I can show my love for you. Ask anything of me, and on my oath, you shall have it." Phaethon recalled how often he had watched his father in his fiery chariot flying in a high arc across the sky. It was a thrilling sight that made him burst with pride and awe, knowing it would be his to make that sky journey himself. "I wish to drive your chariot," Phaethon said. The Sun immediately regretted his promise. "I cannot take back my oath," he told Phaethon, "but you do not realize what you are asking. No god but me is strong enough to drive the chariot across the sky. The horses are mightier than any you have known and the dangers are too great. Please, ask for something else." But Phaethon's mind was made up and he pleaded, "Just for one day." The Sun did not have time for more arguments, for the day's chariot ride was about to begin. Phaethon stepped into the golden car and took the reins in his hands. As the horses galloped out from the gates, their feet flew over the clouds at breathtaking speed. Phaethon held on as the chariot climbed swiftly, but his grip on the reins felt as light as air to the horses. Instead of following their steady path, they veered to the right and to the left. Out of control, they soared up to the starry heavens, nearly touching the hideous fangs and claws of the Scorpion. Phaethon dropped the reins and bumbled in terror. Then the chariot made a steep plunge all the way down to the earth, setting it ablaze. The rivers turned to steam, the forests burned to ash and green lands turned into vast deserts. Phaethon, choking on burning smoke, wished for an end to this terrifying ride. Zeus, the king of the gods, heard Earth crying out for help. He looked down from Mount Olympus and saw the Sun's chariot careening wildly. Zeus hurled a thunderbolt at the reckless chariot, causing it to shatter. The horses galloped into the sea, ending their journey.

Answer the questions below on a separate piece of paper.

1. Use details from the story to explain the challenges faced by both the Sun and by Phaethon.
2. In the end, what is the lesson learned from this myth? Use details from the myth to explain.

Description

Supplemental Lexia Lessons can be used for whole class, small group or individualized instruction to extend learning and enhance student skill development. This lesson is designed to help students explore and distinguish points of view in fiction: the narrator's point of view, the characters' points of view, and their own point of view as readers. Students use and cite what is shown in the text about characters to understand how those characters are experiencing the story events.

Teacher Tip

Prior to the passages to see what kinds of support your students may need. You may check students' comprehension of events by having them predict what might happen next in the partial stories, and having them tell what happens at the beginning, middle, and end of the tale. You may check students' understanding of vocabulary in the passages by asking them to locate and use context clues to define unfamiliar words.

Preparation Materials

- Copies of passages (to pass out to students)

Direct Instruction

Today we'll be learning about points of view in stories. A point of view is a way of looking at things. You know that the storyteller in a written story is called a narrator. The narrator shows us characters and may give ideas about them. The characters have points of view about each other and about events. And you, from your own point of view, too, as you think about what the characters are like. Let's start by listening to the beginning of a story. It is a retelling of a famous story called "The Elephant's Child," by Rudyard Kipling, and I read, think about the narrator and the characters.

Read aloud

Long, long ago in Africa, elephants had no trunks. An elephant's nose was large and wiggly, but it wasn't long, and couldn't be used to pick up things or sip water. Would you like to know how elephants got their trunks?

It all began with one young elephant who was very curious. He had heard of a crocodile, but he had never seen one. "I wonder what a crocodile looks like," the elephant child said. "I wonder what it has for dinner."

One day, the elephant child was walking by a river. He stepped on a log. At first, he thought it was a log—but it was really a crocodile. The crocodile tilted its head.

"Oh," said the elephant child, stepping back. "Can you please tell me when I can find a crocodile?" he asked.

"Come closer, little one," said the crocodile in a dry voice. "Tell me why you want to find a crocodile."

Ask the following questions to focus attention on point of view, rereading segments as needed.

Lexia Lessons are explicit, print-based lessons prescribed automatically in myLexia when a student does not meet mastery in the Explicit Instruction step online.

Lessons are tabbed by strand and skill.

The Description portion of Lexia Lessons provides everything a teacher needs to know in order to prepare.

Lexia Lessons are organized into a gradual release of responsibility model to ensure students are independently successful.

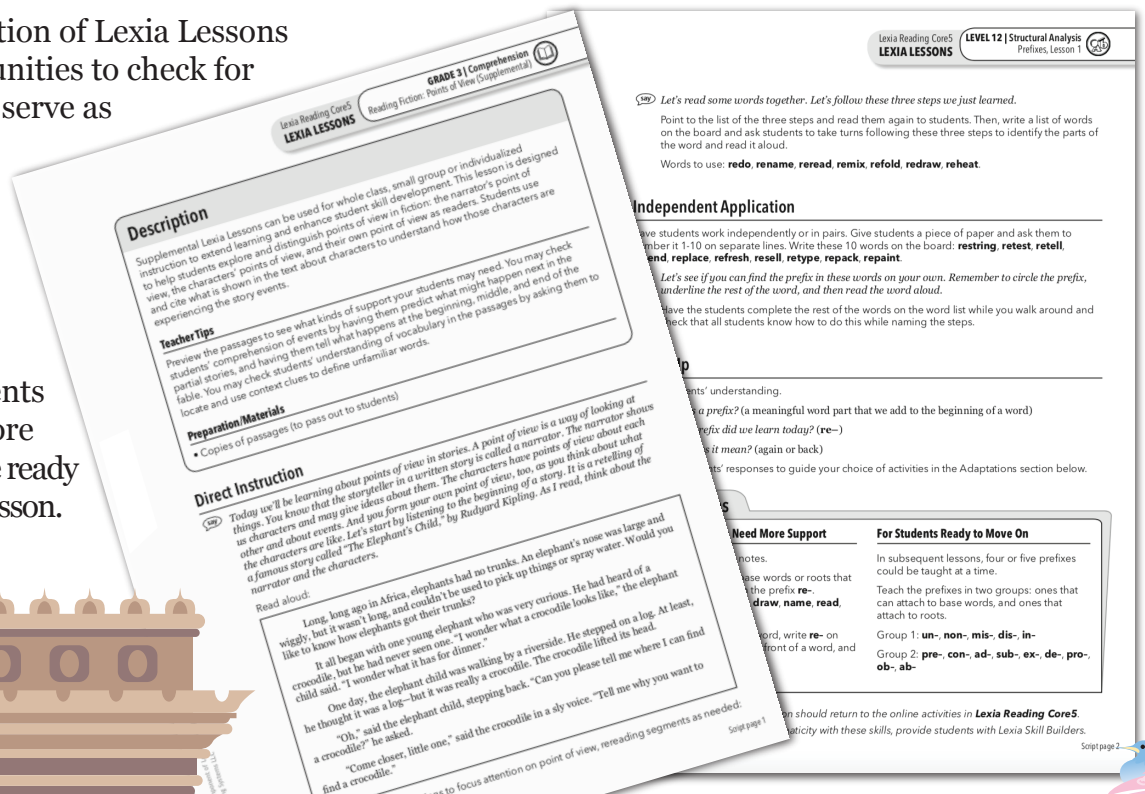
Lexia Lessons are entirely pre-scripted for use by educators, if desired.

The Wrap-Up section of Lexia Lessons offers key opportunities to check for understanding or serve as an exit ticket.

Adaptations are offered to allow educators to differentiate instruction in the moment for students who may need more support or for those ready to move on in the lesson.

**NEW FOR
TEXAS IN 2019:**

**TEKS® Alignments
at point-of-use on
Lexia Lessons!**



Additional examples of Lexia Lessons are available in your Core5 Instructional Materials Sampler. You may also review the entire library of lessons by arranging for a program evaluation with your Texas Representative at Lexia.

Lexia Skill Builders® Overview

Lexia Skill Builders are practice materials automatically prescribed in myLexia when a student has demonstrated success in the online program, and can be used independently or with a partner.

Interactive Skill Builders are available with Apple®'s free Schoolwork® App, which allow Skill Builders to be:

- ☒ Assigned
- ☒ Reviewed
- ☒ Highlighted
- ☒ Annotated
- ☒ Typed on

Name: _____

Lexia Reading Core5® Level 13 | Fluency
Passage Fluency

Read the passages below with a partner. Your partner may be an adult or a classmate. Take turns being the reader and the listener.

THE READER SHOULD:

- Read the words carefully and clearly.
- Pay attention to punctuation and read with expression.

THE LISTENER SHOULD:

- Listen closely to the reader. Is the reading smooth, clear and easy to understand?
- As you listen, think of a question about the passage to ask the reader when he or she has finished reading.

1 A turtle living in a river bank was bored. "I want to travel," she said. "I want to see the world." As the turtle spoke, two ducks swam by. One duck told the turtle, "We fly to distant lands. We can carry you with us. But you must do just what we tell you." The ducks told the turtle to hold the middle of a stick in her mouth. The turtle bit on the stick. "Keep biting on that stick," one duck said. "Don't let go!" said the other duck. The two ducks held the ends of the stick and rose into the air. The turtle was surprised. Her trip had begun! "What a silly sight!" said a crow. "Turtle hearing that, 'I CAN fly!'" she said. But when she opened her mouth, the ground. Her trip was over.

2 The only mammal with wings is the bat. All mammals have bones. But the bones of a bat's arms, hands, and fingers are shaped to stretch between these bones and the bat's body. The stretchy skin stretches between these bones and the bat's body. The stretchy skin stretches between these bones and the bat's body. The stretchy skin stretches between these bones and the bat's body. Many kinds of bats swoop and swoop to catch insects in the air. Bats fly at night. Have you ever seen a flying squirrel? These mammals are active at night. A flying squirrel does not have true wings. A flying squirrel has a long tail and back legs on each side of its body. When the flying squirrel spreads out its legs, the squirrel glides on the stretched skin from tree to tree as they look for food.

Discuss each reading with your partner.

- Was the reading smooth and easy to understand?
- Did the reader read with expression?
- What questions do you have about the passage?

Practice these skills using a paragraph from a book of your choice.

Name: _____

Lexia Reading Core5® Level 15 | Vocabulary
Multiple Meaning Words 2

Read the list of words at the top of the page and think of two different meanings for each. Then use the clues to complete the crossword puzzle.

spring	trunk	school	trip	plain
point	match	rock	note	change
lean	right	shake	stick	glass
second	block	shed	litter	staple

1 2 3 4 5 6 7 8 9 10 11 12 13 14 15 16

ACROSS

- a group OR a place where students learn
- a journey OR to stumble
- to tilt OR thin
- a small piece of metal that holds paper together OR a basic item
- opposite of left OR correct
- a sharp end OR to show with your finger
- to move back and forth OR a stone
- to lose OR a small building for storing things
- amount of money left over OR to put on another one piece of clothing
- a thin stick used to make fire OR a game played between two teams

DOWN

- the season between winter and summer OR to jump upward
- no pattern OR a large area of flat land in the streets
- a group of baby animals OR to throw trash
- a measurement of time OR after the first
- an elephant's nose OR the main stem of a tree
- a drink made with ice cream OR to move up and down and from side to side
- a wooden cube OR a rectangular area surrounded by streets
- a sound in music OR a short letter
- a hard, clear material OR a container to drink from
- to join together two things OR a small branch that has fallen from a tree

Choose five words from the top of the page. Write sentences that include both of each word's two meanings (e.g., The maple tree shed its leaves on the roof of the shed.)

NEW FOR
TEXAS IN 2019:

TEKS® Alignments
at point-of-use on
Lexia Skill Builders!

Additional examples of Lexia Skill Builders are available in your Core5® Instructional Materials Sampler. You may also review the entire library of Skill Builders by arranging for a program evaluation with your Texas Representative at Lexia.

LEXIA CONNECTIONS® OVERVIEW

LEXIA® CONNECTIONS

Vocabulary Skill Sequence

- Basic Categories
- Basic Concept Words
- Describing Words
- Combining Adjectives
- Categorizing Words
- Multiple Meaning Words
- Synonyms & Antonyms
- Similes & Metaphors

IDIOMS

- Simple Analogies
- Affix & Root Meaning (Structural Analysis)
- Shades of Meaning
- Complex Analogies
- Greek Combining Forms (Structural Analysis)

Curriculum Connection

Display illustrations from familiar stories. Ask students to use an idiom to describe a specific scene. For example, a character who is in trouble may be described as *in hot water*. Then, discuss how the illustration adds to students' understanding of the text.

Idioms

An idiom (e.g., *to be on top of the world*) is a group of words that do not mean what they seem to say. By studying idioms, students develop their awareness of figurative expressions and expand their descriptive language skills.

Classroom Ideas



As necessary, teach or review the definition of an idiom. Explain to students that they should use sentence clues to figure out the meaning of an idiom. For example, in the sentence *Cal won first prize, so he was on top of the world*, students should recognize that someone cannot literally be on top of the world. Have them underline the idiom and, with support, look at the rest of the sentence and deduce the meaning (e.g., Since Cal won first prize, he is probably really happy).



Write an idiom on one index card and its meaning on another card. Create a deck of up to 15 pairs. Shuffle the cards and have students work together to match the idioms to their meanings.



Have students act out learned idioms in a charades-style manner or in brief skits. Fellow students should guess the idiom being portrayed.



Distribute one idiom to each student or pair of students. Have some students illustrate the actual meaning of the idiom, while others should illustrate the literal meaning of the idiom. Once the drawings are finished, ask students to find their idiom partners without talking (by sharing illustrations only).



Use idioms as writing prompts or discussion points (e.g., Have you ever *thrown in the towel*? Do you remember a time when you felt like a *fish out of water*?). Citing specific examples, students can discuss these topics with peers or form a written response to these questions.

Lexia Connections provide engaging strategies and routines to structure individual, small-group, or whole-class instruction targeting essential components of reading.



ELPS support is provided through icons that indicate where students have opportunities to read, write, speak, and listen.

Curriculum Connections provide instructional opportunities to teach across the curriculum within science, math, and social studies.

A detailed Skill Sequence is provided with each Connection to show how the target skill fits in the systematic and structured approach to reading.

Additional examples of Lexia Connections are available in your Core5 Instructional Materials Sampler. You may also review the entire library of Lexia Connections by arranging for a program evaluation with your Texas Representative at Lexia.

Lexile®-Leveled Close Reads Overview

Genres and Modes Include:

Narrative-Folktale
Informational-Travel Guide
Narrative-Science Fiction
Informational-Blog Entry
Informational-Magazine Article
Narrative-Legend
Narrative-Realistic Fiction
Informational-Letter to the Editor
Informational-Reference Book
Narrative-Myth
Informational-Encyclopedia Article

Lexia Close Reads provide opportunities for critical reading and analysis with a variety of real-world text types and engaging topics. The full-color student readers are organized in leveled sets and can be used to develop fluency and comprehension while promoting higher-order thinking, collaboration, and discussion.



Detailed teacher guides facilitate critical analysis and higher-order thinking through text-dependent questions, collaborative activities, and peer discussions. For each selection, the accompanying teacher guide includes:

- ▶ Passage summary
- ▶ Lexile measure
- ▶ Key vocabulary
- ▶ Focus question
- ▶ Reading strategies
- ▶ Discussion prompts
- ▶ Writing prompts
- ▶ Graphic organizers
- ▶ Answer key

LEXIA® CLOSE READS

Text Type	Lexile Measure	Text Title	Focus Question
Informational	400L	EXPRESSIONS FROM THE ANCIENTS	How do ancient people express their emotions?
Informational	450L	Midas Touch	How does the legend of Midas touch relate to the story?
Informational	500L	Living with the Good Gophers	How do gophers help the environment?
Informational	550L	TWO DESERTS	How do the Sahara and Gobi deserts differ?
Informational	600L	THE TRAVELS OF MARCO POLO	How did Marco Polo's travels impact the world?
Informational	650L	ANIMAL FACT FICTION	How do animals adapt to their environments?
Informational	700L	THE CROWDED HOUSE	How does the story of the crowded house relate to the present?

LEXIA® CLOSE READS

Text Type	Lexile Measure	Text Title	Focus Question
Informational	400L	EXPRESSIONS FROM THE ANCIENTS	How do ancient people express their emotions?
Informational	450L	Midas Touch	How does the legend of Midas touch relate to the story?
Informational	500L	Living with the Good Gophers	How do gophers help the environment?
Informational	550L	TWO DESERTS	How do the Sahara and Gobi deserts differ?
Informational	600L	THE TRAVELS OF MARCO POLO	How did Marco Polo's travels impact the world?
Informational	650L	ANIMAL FACT FICTION	How do animals adapt to their environments?
Informational	700L	THE CROWDED HOUSE	How does the story of the crowded house relate to the present?

LEXIA® CLOSE READS

Text Type	Lexile Measure	Text Title	Focus Question
Informational	400L	EXPRESSIONS FROM THE ANCIENTS	How do ancient people express their emotions?
Informational	450L	Midas Touch	How does the legend of Midas touch relate to the story?
Informational	500L	Living with the Good Gophers	How do gophers help the environment?
Informational	550L	TWO DESERTS	How do the Sahara and Gobi deserts differ?
Informational	600L	THE TRAVELS OF MARCO POLO	How did Marco Polo's travels impact the world?
Informational	650L	ANIMAL FACT FICTION	How do animals adapt to their environments?
Informational	700L	THE CROWDED HOUSE	How does the story of the crowded house relate to the present?

LEXIA® CLOSE READS

Text Type	Lexile Measure	Text Title	Focus Question
Informational	400L	EXPRESSIONS FROM THE ANCIENTS	How do ancient people express their emotions?
Informational	450L	Midas Touch	How does the legend of Midas touch relate to the story?
Informational	500L	Living with the Good Gophers	How do gophers help the environment?
Informational	550L	TWO DESERTS	How do the Sahara and Gobi deserts differ?
Informational	600L	THE TRAVELS OF MARCO POLO	How did Marco Polo's travels impact the world?
Informational	650L	ANIMAL FACT FICTION	How do animals adapt to their environments?
Informational	700L	THE CROWDED HOUSE	How does the story of the crowded house relate to the present?

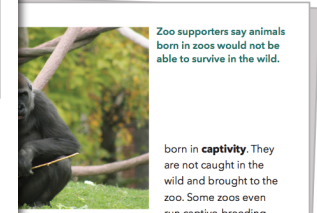


Long ago, eight members of the Rubin family lived in a little house that seemed terribly **cramped** and crowded. Papa, Mama, their four children, Aunt Gert, and Grandmother Rubin were always getting in each other's way. They complained unhappily that one day they might **burst** right through the walls. So Papa and Mama went to the wisest man in the village, Reb Solman, to ask for advice.

Reb Solman stroked his beard thoughtfully as he listened. Then he said, "Yes, I can help you, but you must do exactly as I say, no questions asked." Papa and Mama **eagerly** agreed.

"The first thing you must do," Reb Solman told Mama, "is to invite your sister and her family to visit."

"But, Reb Solman," said Mama worriedly, "my sister and brother-in-law have three big sons, so how will five more people in our crowded house solve our problem?"



Zoo supporters say animals born in zoos would not be able to survive in the wild.

born in **captivity**. They are not caught in the wild and brought to the zoo. Some zoos even run captive-breeding programs. These programs are designed to return the zoo's baby animals to the wild one day. For example, the breeding program set up by a New York zoo in the early 1900s, saved the "American bison" from **extinction**. Instead, today, tens of thousands of bison roam the North American plains. These kinds of programs tend to be costly, however. They also have a low success rate. To survive in the wild, most animals need to be born there.

Very few people want to ban zoos entirely. Zoo critics and supporters alike, including many in the zoo business, have some shared goals. They want to make sure that animals in zoos are healthy and happy.

Zoo supporters also emphasize that today's zoo animals are mainly

INSTRUCTIONAL RESOURCES BY STRAND

Core5 is filled with a robust library of instructional resources for Texas classrooms, organized by strand. Examples of many of these resources can be found in your Core5 Instructional Materials Sampler, and a short inventory of the resources is included below:



PHONOLOGICAL AWARENESS



Rhyming Flashcards

PHONICS



Letter Tiles, Keyword-Picture Cards,
Keyword-Picture Combination Cards

STRUCTURAL ANALYSIS



Prefix Meaning Flashcards, Root
Meaning Flashcards, Greek
Combining Forms Flashcards

AUTOMATICITY & FLUENCY



Sight Word Flashcards,
Lexile-Leveled Fluency Passages

VOCABULARY



Vocabulary Flashcards by Category,
Vocabulary Flashcards for Phonological
Awareness and Phonics, Focus on Word
Meanings Instructional Resources

COMPREHENSION



Lexile-Leveled Close Reads, Lexile-Leveled
Comprehension Passages, Supplemental
Comprehension Lessons by Grade Level

Connecting Reading & Writing with Core5®

Core5 offers dynamic opportunities to connect reading and writing and advance literacy for all students.

Lexia Lessons and Skill Builders offer numerous instances for student composition, and Connections are strategically organized with visual icons to demonstrate instructional moments for reading, writing, speaking, and listening.

Numerous graphic organizers and supplements are embedded throughout Core5's resource hub to support student mastery of text types, author's craft, and author's purpose.

NEW
FOR 2019:

The Texas Writing Prompt Pack

This new resource has been specifically designed for Texas writing expectations, and promotes authentic practice through composition of numerous text types including:

- **Narrative**
- **Expository**
- **Persuasive**

LEXIA® CONNECTIONS

Comprehension Skill Sequence 2

- Narrative Text Structure
- Informational Text Structure
- Context Clues
- Cause & Effect
- Inferences & Conclusions
- Compare & Contrast
- Paraphrasing
- Summarizing
- **AUTHOR'S VIEWPOINT**
- Signal Words
- Predicting Outcomes

Curriculum Connection

Select subjects from history, science, math, or literature. Ask students to generate at least one fact and one thoughtful opinion about each subject. For example: (fact) Abraham Lincoln was elected the United States' 16th President in 1861. (opinion) Lincoln is the most impressive President in US history.

Author's Viewpoint

Comprehension is an active process that involves purposeful interaction between a reader and a text. Strategic readers use inferential thinking to recognize author's viewpoint, distinguish between facts and authors' opinions, and form their own judgments as they read.

Classroom Ideas



As necessary, teach or review the difference between facts and opinions, as well as the concept of an author's viewpoint (i.e., what the author is trying to persuade a reader to do or think). Point out that readers can agree or disagree with the author's viewpoint. Help students break down a persuasive passage by leading a guided discussion using the graphic organizer on the following page.



Display pairs of sentences (one fact and one opinion). Have students identify the fact (e.g., *Ana bought a purple rug*) and the opinion (e.g., *Rugs should never be purple*). Alternatively, show students a picture or an object (e.g., a landscape scene). Have students write one factual sentence and one opinion sentence. Share students' ideas.



Work with students to identify a meaningful issue where they may have differing opinions (e.g., where the class should go on a field trip). Group students into teams and have them put together the best argument to support their viewpoint. Remind them to include some facts and reasons for their opinions. Then, give students a chance to hear the other side's argument.



Present newspaper, magazine or internet advertisements for familiar products. Discuss the information presented in the ads and identify both facts and opinions. Then, have students create their own simple ads for products, encouraging them to include facts and opinions. Provide time for them to present their ads.



Read an opinion piece or editorial to students. Students can share whether they agree or disagree with the author. Students who agree should point to parts in the passage that convinced them, and students who disagree should explain why.

LEXIA
CORE5
READING Lexia Lessons®

Author's Viewpoint

Persuasive Text

AUTHOR'S VIEWPOINT

What is the author trying to persuade you to do or think?

FACTS

Which information is factual and can be proved?

OPINIONS

Which information states opinions?

SUPPORTING EVIDENCE

Does the author give reasons for these opinions? If so, what are they?


YOUR VIEWPOINT

Do you agree or disagree with the author's viewpoint? Tell why or why not.

SUPPORTING ENGLISH LANGUAGE LEARNERS

For English Language Learners and students with low language proficiency, Core5 provides increased support for students' oral language development and reading comprehension, including features and resources that support basic and academic vocabulary development:

 Picture-based activities build concrete and abstract academic vocabulary.

 Instructional resources, activity guides, and thematic flash card sets help teachers deliver basic vocabulary instruction in small groups or one-to-one.

Robust
ELPS coverage
provides students
opportunities to
read, write, speak
and listen.

Native language
support is provided
with instruction and
direction available in:

Spanish

Español

Mandarin

普通话

Haitian-Creole

Kreyòl Ayisyen

Arabic

عربي

Portuguese

Português

Vietnamese

Tiếng Việt



An embedded picture glossary
in all passage comprehension
activities provides pronunciation,
definitions, and grammatical
information for key words.



Real-Time, Actionable Data with myLexia®

myLexia®

The management system, myLexia.com, provides reports and resources for accelerating learning.



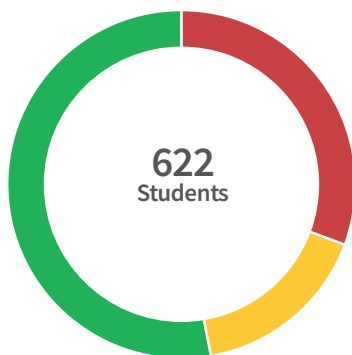
myLexia® provides district, campus, and classroom level reporting to empower educators at all levels

Performance Predictors

Predictors

PreK-5th

Likelihood of meeting end-of-year, grade-level benchmark.



Oct 3, 2018

Updated Monthly

Performance Predictors are a key measurement of a PK-5th grade student's monthly performance in Lexia Reading Core5. This Predictor is based on a student's performance in Core5 and indicates the student's likelihood of reaching end-of-year, grade-level benchmark in Core5 (i.e., completion of all program levels corresponding to a student's grade). It can be interpreted like this: "If this student continues to work at the same pace for the same amount of time as last month, his or her chance of meeting end-of-year benchmark is ##%."

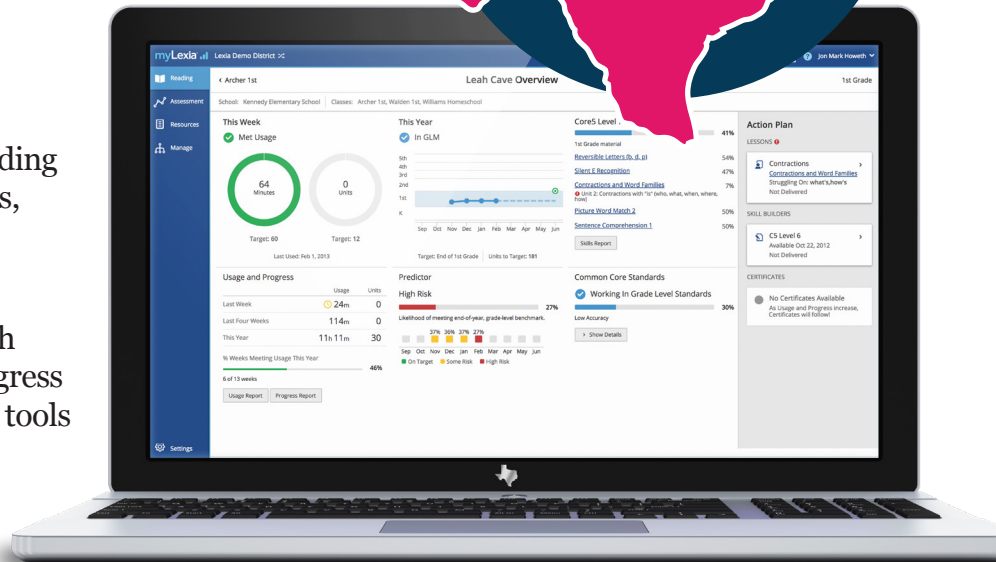
ASSESSMENT WITHOUT TESTING[®]

Core5 provides detailed progress monitoring, and diagnostic assessments tied directly to action plans and relevant instructional resources. The proprietary Assessment Without Testing[™] technology gathers norm-referenced and criterion-referenced performance data without stopping the flow of instruction to administer a test.

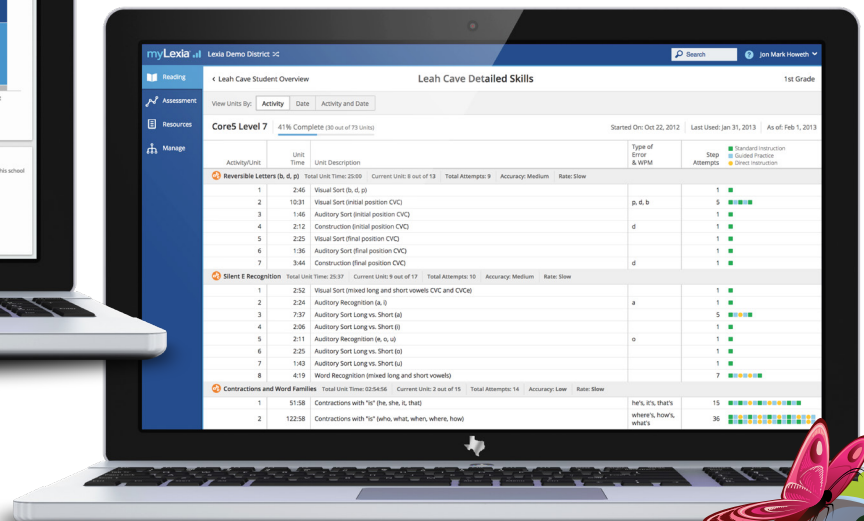
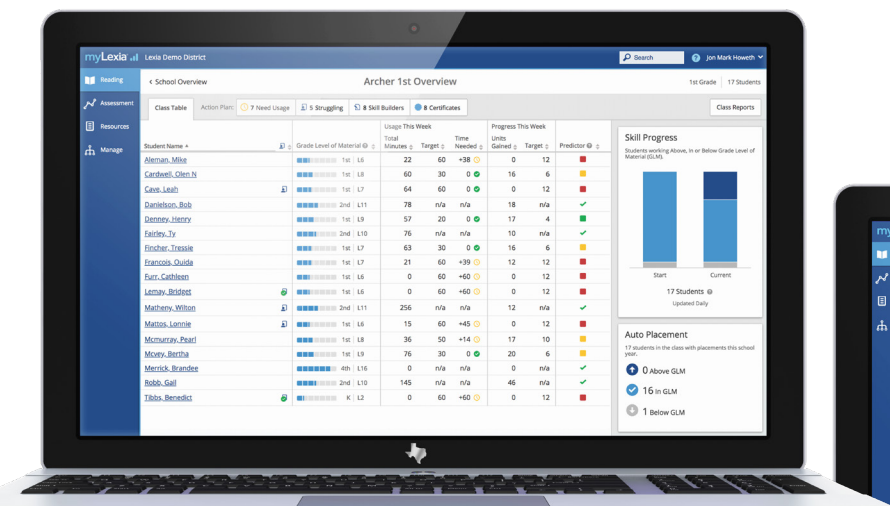
Based on Assessment Without Testing measures, teachers and administrators receive real-time reports on individual student progress toward mastery of Reading Standards with data-driven action plans, unique to each student, simplifying the process of differentiating instruction.

This research-proven, scalable approach provides educators with screening, progress monitoring, and diagnostic assessment tools that predict performance and prescribe the instructional intensity each student requires to improve his/her reading achievement and attain end-of-year grade-level benchmarks.

COMING
IN 2019:
**TEKS[®]-Aligned
Reporting in
myLexia[®]!**



Detailed reporting allows educators to drill down into the skill-level and sub-skill.



Resources for Educators



Core5's Educator Resource Hub contains a robust and always-growing library of resources for Texas Teachers.



CELEBRATING STUDENT SUCCESS

English and Spanish Success Certificates are earned at the end of each level, and automatically populate in myLexia. Each certificate contains “I Can” statements, as well as offline activities students can do at home



Additional
certificates are
also available in
English and five other
languages including:

Spanish
Haitian Creole
Arabic
Portuguese
Vietnamese
Mandarin

Core5 Deep Dive



Take a
deep-dive
into Core5 for
TEXAS

Contact your
Texas representative
today for full evaluation
materials including:

-  **TEKS® Alignments**
-  **Vertical TEKS® Alignments**
-  **Program Access for Evaluation**
-  **TEKS®-Aligned Guided Tours by Grade Level**
-  **Samples**
-  **In-Person Overview and Presentation**

Visit
LexiaTexas.com
today for comprehensive
evaluation materials!





800-435-3942



info@lexialearning.com





Visit
LexiaTexas.com
today for comprehensive
evaluation materials!



800-435-3942



info@lexialearning.com

