



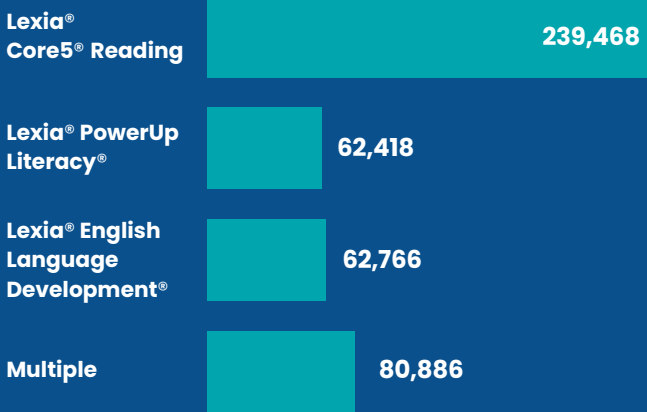
# Empowering Educators With myLexia® Data and Resources

2022–2023 Annual Report

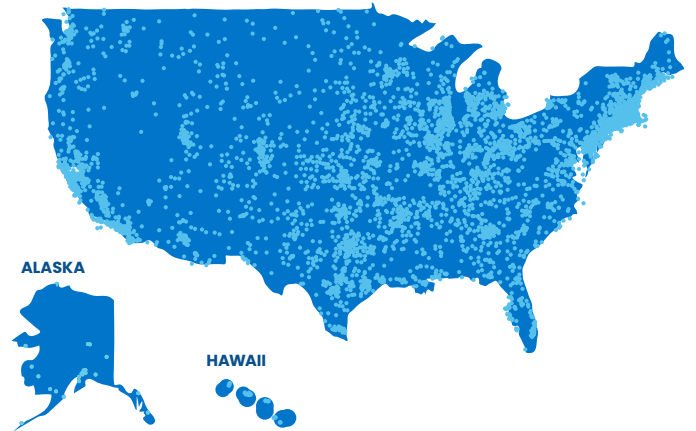
## LITERACY FOR ALL<sup>1</sup>

Educators supported diverse student needs this year with students working across Lexia’s suite of curriculum programs.

### Educators by Student Program



## myLexia EDUCATORS<sup>1</sup>



**341,332**  
EDUCATORS

**35,237**  
SCHOOLS

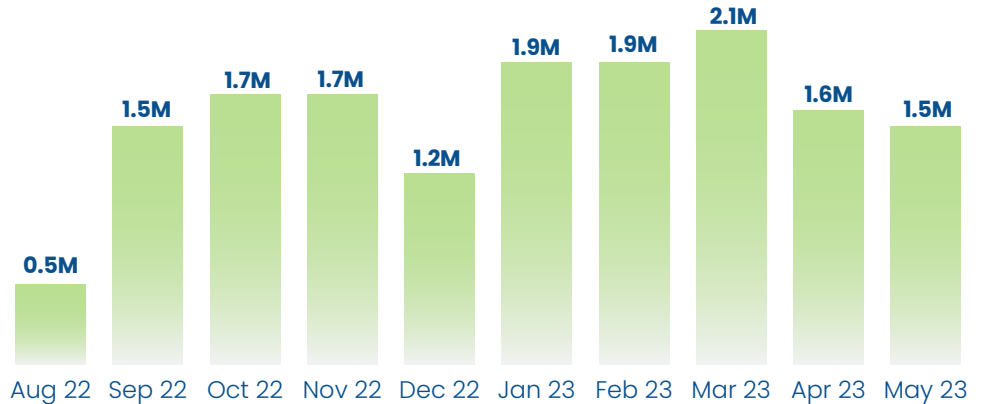
**60**  
COUNTRIES

## Voices of Lexia Educators

I love how much data myLexia gives you and how easy it is to track student growth. It’s also easy to identify where students are struggling when you don’t see growth.

## POWERFUL DATA AND RESOURCES<sup>1</sup>

Lexia educators recorded more than **15.7M logins** to myLexia across the 2022–2023 school year.





On average, educators logged into myLexia **four times per week**



**8,885 educators** accessed their student data on the go with the myLexia mobile app



A typical myLexia session was just **10.8 minutes long**



**37,202 educators** used Lexia's e-learning platform for on-demand program and literacy learning

## BLENDED LEARNING IN ACTION<sup>2</sup>

Educators took advantage of Lexia's suite of resources more than ever before to create personalized and engaging learning environments.



**1,628,227**  
Lexia Lessons<sup>®</sup>  
delivered



**4,920,315**  
Lexia Skill Builders<sup>®</sup>  
delivered



**5,086,289**  
Core5 Level  
certificates delivered

## “Voices of Lexia Educators

I like how all the reports are so easy to find. They are user-friendly and great to use for parent teacher conferences.

## WHAT EDUCATORS ARE SAYING<sup>3</sup>



**90%** said myLexia is **easy to use**



**86%** said myLexia helps them more efficiently **evaluate their students' needs**



**92%** say the information presented in myLexia is **easy to understand**



## “Voices of Lexia Educators

I absolutely LOVE the resources, especially the Lexia lessons and the Skill Builder worksheets.

1. Results for educators who logged into the myLexia platform between August 1, 2022 and May 28, 2023.

Data compiled and analyzed by Lexia Research.

2. Based on resources marked as delivered by educators within myLexia. Some resources are not able to be marked as delivered at this time and some delivery may not be recorded using this feature.

3. From a survey of 3,820 educators and administrators deployed monthly across the 2022–2023 school year by Lexia Research.